


# AMERICAN

## We're Building The Containers America is Asking For



**Rear  
Loading  
Refuse  
Containers**

# Straight Containers 1 yd., 1½ yd., 2 yd.

## Models 100, 150, 200

These straight AMERI-KAN models are user-designed to provide large capacity in a small space. They are exclusively engineered to be used with a hydraulic lift bar attachment or a side handle pickup with an option for overhead winch pickup. Lids on these models hinge behind the container, out of the way, for easy loading and dumping.



Model 100




Model 200




Model 150

### "W-Caster Channel"




Custom built casters bolt onto exclusive "w-formed" channels. Caster steel and hardware is zinc plated. Special casters available.

### Wrapped Corners



Wrapped corners eliminate butt-welds at critical points. Hydraulic lift models have reinforced strike points. Solid trunnion bars are double-gusseted for durability.

### Winch Pickup



Optional rear winch cable pickup available on Models 100, 150, and 200. Specify factory installed or bolt-on model for field installation.

Heavy duty  
inside the  
strength

# Sloped Containers 2 yd., 3 yd.

## Models 201, 301

These sloped AMERI-KAN models are constructed for residential, commercial and industrial use. They will fit all current container attachments — hydraulic lift bar, side handle pickup, or overhead winch. As in all models with casters standard, they have full length caster channels, featuring the exclusive "W-formed" shape for added strength.



**Model 201**




**Model 301**

### PAINT FINISHES


AMERI-KAN containers are finish-ground prior to applying a corrosion-resistant, base coat primer. The finish coat is industrial quality enamel in your choice of green, or other available colors.

### Wider-Formed Rail



Side handles, welded with a lug taper-formed side rail for massive strength where it's needed most.

### Clean Dumping




All containers have wrapped corners and floors that are continuously welded inside. Tapered design allows a clean dump.

### 201/301 Rear Pickup



A custom fabricated cable pickup hook is standard on Models 201 and 301. The lower formed gusset spreads stress to the extra heavy rear rail.

### Metal Covers



Lightweight (standard) galvanized or duty galvanized covers are available. Covers have a continuous rolled top with no welds to crack.




# High Capacity Sloped Containers 4 yd., 6 yd., 8 yd.

## Models 401, 601, 801

These heavy duty, high capacity models are the workhorses of the industry. They are designed to handle the heavy, solid waste found in industrial and commercial establishments. These units can handle the loads compatible with the stronger winch pickups on today's modern packer trucks, yet are competitively priced with lesser models of the same capacity offered by many other manufacturers.



Model 601




Model 401



Model 801

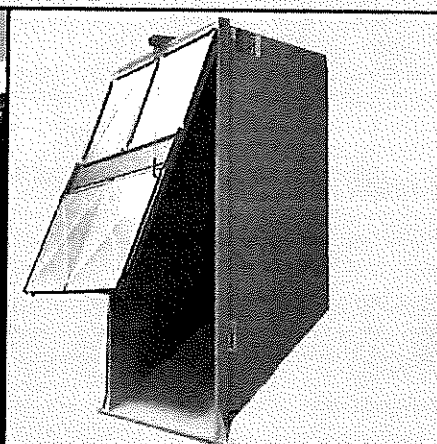
### Superior Pivot Point



heavy metal with


A structural trunnion bar, coupled with double gussets and solid inserts, unitized to super duty side rails make a superior pivot point on Models 401, 601 and 801.

### Swing-Away Lid Assembly

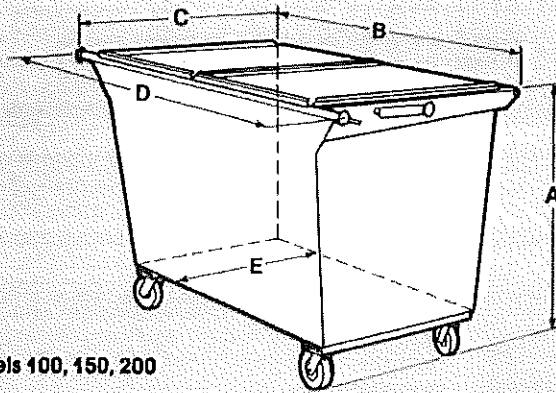


The full swing-away lid assembly coupled with a tapered design means a clean dump every time. Hinge points are located inside container for maximum safety.

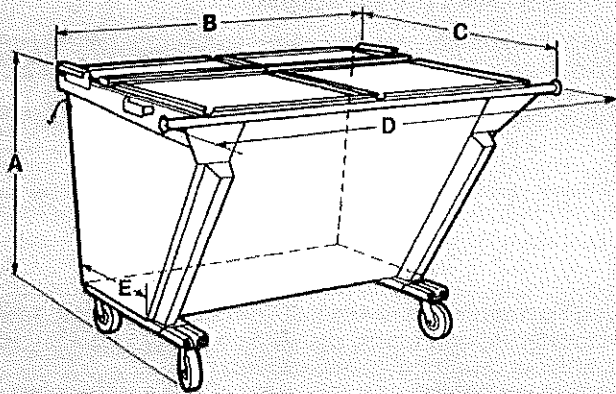
### Unitized Pickup Bar



Heavy duty rear winch pickup bar is unitized with the rear inside, outside, and vertical channels to insure maximum strength and durability on Models 401, 601 and 801.



Models 100, 150, 200



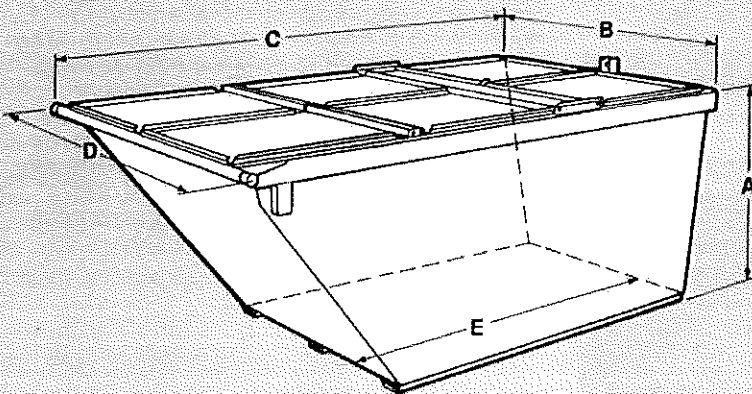
Models 201, 301

## Straight and Sloped Container Specifications

Dimensions (In Inches)	Models				
	100	150	200	201	301
A (Outside)	46½	43¾	49¾	48	48¾
B (Outside)	64¼	64¼	64¼	64¼	64¼
C (Outside)	29¾	38	44¼	59½	77½
D (Outside)	77½	77½	77½	77½	77½
E (Outside)	20¼	28¼	34½	30¼	48½

### Specifications

Cubic Yard Capacity	1	1½	2	2	3
Swivel Casters	2-6"	2-6"	4-6"	4-6"	4-6"
Rigid Casters	2-6"	2-6"	Opt.	Opt.	Opt.
Sidewall Steel (Gauge)	14	14	14	14	14
Front, Back Bottom (Gauge)	14	14	14	14	12
Weight**	315	355	411	502	650



Models 401, 601, 801

## High Capacity Sloped Container Specifications

Dimensions (In Inches)	Models		
	401	601	801
A (Outside)	49½*	49½*	49½*
B (Outside)	64¼	64¼	64¼
C (Outside)	94¾	130¾	160
D (Outside)	77½	77½	77½
E (Outside)	50	84	120

### Specifications

Cubic Yard Capacity	4	6	8
Swivel Casters	4-8" Opt.	4-8" Opt.	4-8" Opt.
Sidewall Steel (Gauge)	12	12	12
Front, Back, Bottom (Gauge)	12	12	12
Weight**	805	1170	1555

\*When equipped with optional caster mounts, height dimension becomes 51".


\*\*Weight is shown for standard galvanized lids. For weight of containers with other lids, contact your area Ameri-Kan Distributor.

The company reserves the right under a policy of product improvement to change construction and design details and furnish equipment when so altered without reference to illustrations or specifications used herein.

Ameri-Kan containers meet or exceed all current U.S. Federal safety standards.

# The Covers America Is Asking For

Through years of listening and development, here's the answer to your #1 container problem — UNSAFE & DAMAGED LIDS!



AMERI-KAN high-density polyethylene covers are custom-molded with premium quality U.V. stabilizers for flexibility and long life in any climate. The medium grey color (as shown) continues to look clean and pleasant in use, is attractively compatible with different container colors and is always comfortable to the touch in the hot sun. The "wide-stance" of our multiple hinge points and reinforcing ribs, along with the "crowned-design" assure strength, durability and complete water run-off. The large front and side handles are molded-in (no added-on pieces) for easy opening.

Yes — you can retrofit your existing AMERI-KAN containers (except model 100), to plastic lid assemblies. This all adds up to the versatile and affordable covers you've asked for!

AMERI-KAN metal covers are also available if desired. In addition to the two galvanized covers, light-weight aluminum is available as a custom option. All metal covers have a full length rear rolled hinge eliminating cracking along welds. The sides are formed into a continuous easy to use handle. AMERI-KAN containers are designed with swing-away lid assemblies with interchangeability of plastic and metal covers. Need special or custom covers? — just ask — AMERI-KAN is ready to provide all your container needs.


## At Your Service . . .

For fast dependable service AMERI-KAN containers are sold through a nationwide network of stocking distributors. Your area distributor can help you make the best container/equipment match. He can supply you with containers from his stock or arrange for on-site deliveries from our manufacturing locations, with our crane-equipped delivery fleet.

So whether you need a single part or hundreds of containers, a call to your AMERI-KAN distributor will take care of all your needs.



Warsaw, IN



Crane equipped delivery fleet



Independence, KS



Bristol, IN

### COMMITMENT . . .

AMERI-KAN is committed to building the containers America is asking for. AMERI-KAN couples the finest materials and processes with sound engineering and management to efficiently deliver your container requirements. Standard rear loading, front loading, or side loading containers, special options, or even custom models such as tow, compactor, or special location containers — we are here to help develop and produce your needs.

As active members of WEMI and NSWMA, we work together with other organizations such as ANSI and CPSC to assure you of container safety, dependability, and compatibility. We are committed to your needs and are always interested in hearing your suggestions.


# AMERI-KAN

515 Road 200 North, Warsaw, Indiana 46580, (219) 269-3035  
 P.O. Box 844, Independence, Kansas 67301, (316) 331-3910  
 One Stoutco Drive, Bristol, Indiana 46507, (219) 848-4411

**WEMI**  
 Wheel Equipment Manufacturers Institute

## Rectangular & Octagonal ROLL-OFF OPEN-TOP CONTAINERS

*Designed for Durability and Convenience*



**Rectangular  
Open-Top Containers (RC-OT)**


*Available from 10 to 40 cubic yard capacities*

### FEATURES:

- ▼ 45° taper where side is continuously welded to floor for cleaner dumping; eliminates water trap at base of vertical channels.
- ▼ Door latch on driver's side.
- ▼ Front and rear ground rollers.
- ▼ Continuous welds on inside floor seams.

### SPECIFICATIONS:

- ▼ **Structure:** Sides, Front, and Door - 12 gauge; Floor - 3/16". Optional 1/4" floor available.
- ▼ **Top Rail:** Heavy 3" x 4" one piece structural tubing. Rail made of 1/8" thick steel, with inside top corner double plated for greater impact strength.
- ▼ **Cross-Members:** 3" structural steel channels on 20 1/2" spacing.
- ▼ **Ladder:** Standard on 30 cu. yd. and 40 cu. yd. sizes.
- ▼ **Hinges:** Heavy duty with 1" diameter hinge pins. Standard on all rectangular open tops.
- ▼ **Knee Brace:** Heavy steel plate welded in between last two vertical channels on each side for superior side strength when door is opened.
- ▼ **Vertical Side Supports:** Total of ten on 15 cubic yard and eighteen on 20-40 cubic yard containers.
- ▼ **Floor Beneath Door:** Floor is extended under door for added support.
- ▼ **Ground Rollers:** Front - 8 5/8" Dia x 5 5/8" wide; Rear - 12" wide on 20-40 cu. yd. capacity containers.



**Octagon  
Open-Top  
Containers (OC-OT)**

*Available from 20 to 37 cubic yard capacities*


### FEATURES:

- ▼ Slashes maintenance costs.
- ▼ Contoured inside corners plus taper make dumping clean and easy.
- ▼ Adds paint life - no rust pockets.
- ▼ Continuous welds on inside floor seams.

### SPECIFICATIONS:

- ▼ **Structure:** Sides, Front, and Door - 10 gauge; Floor 3/16". Optional 1/4" floor available.
- ▼ **Top Rail:** 4" x 3" with 1/8" (10ga.) wall, one piece structural steel tubing (no splice).
- ▼ **Cross-Members:** 3" structural steel channels on 21" spacing.
- ▼ **Ladder:** Standard on 30 cu. yd. and 37 cu. yd. sizes.
- ▼ **Vault-type hinges:** Made of 3/4" thick plate, hinge pins 1 1/2" diameter.
- ▼ **Tarp hooks:** Standard on all octagon open tops.
- ▼ **Ground Rollers:** 8 5/8" Dia x 11 3/16" wide standard on rear; optional front ground rollers.

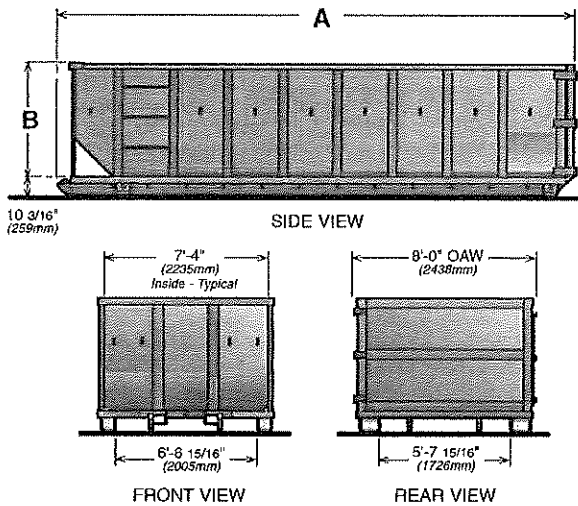
**SLASH YOUR FREIGHT COSTS.**  
*Buy Octagon Open Tops in truckload quantities -- up to ten 20 cu. yd. units or eight 30 cu. yd. units can be shipped together!*





# RC-OT

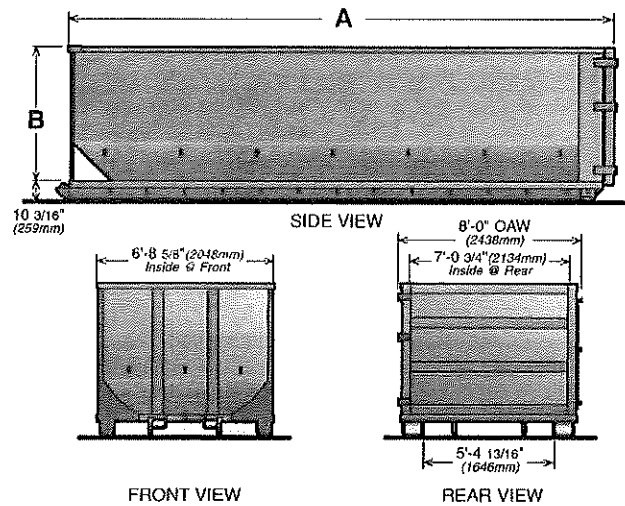
## Rectangular Open Top



Model No.	Capacity	Overall Length (A)	Inside Height (B)	Weight
1210 RC	10 cy	12'-2 1/2"	3'-4 5/8"	2850 lb
1215 RC	15 cy	12'-2 1/2"	5'-1"	3450 lb
2220 RC	20 cy	23'-0"	3'-4 5/8"	4500 lb
2230 RC	30 cy	23'-0"	5'-1"	5250 lb
2240 RC	40 cy	23'-0"	6'-9 1/2"	5950 lb

# OC-OT

## Octagon Open Top



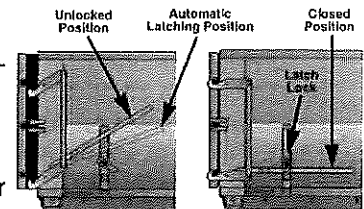
Model No.	Capacity	Overall Length (A)	Inside Height (B)	Weight
1820 OC	20 cy	18'-6"	5'-0 1/2"	4550 lb
1830 OC	30 cy	18'-6"	7'-3 1/4"	5600 lb
2020 OC	20 cy	20'-6"	4'-6 1/4"	4300 lb
2030 OC	30 cy	20'-6"	6'-5"	5050 lb
2220 OC	20 cy	23'-0"	3'-10 3/4"	4300 lb
2230 OC	30 cy	23'-0"	5'-8 1/2"	5100 lb
2237 OC	37 cy	23'-0"	6'-11 3/4"	5700 lb

## All Open top Containers Feature:


- ▼ **Longitudinal Sills:** 2" x 6" x 3/16" structural steel tubing (no splice) with 8" long solid steel nose.
- ▼ **Guide Rollers:** 5 3/4" long to assist alignment for easier loading.
- ▼ **Chain Door Check:** Standard equipment for double protection.
- ▼ **Door Guides:** Assure proper alignment to prevent door working against latches.
- ▼ **Grease Fittings:** Standard on ground rollers, guide rollers and hinges.
- ▼ **Superior Quality Paint and Finishing Process:** All surfaces are steam cleaned and phosphatized before applying primer and a finish of industrial grade enamel paint.

Authorized Dealer:

**Auto Latch** is designed for convenience and comes standard on all Octagon and Rectangular Open Top Containers. When lever is placed on center lug and door is slammed, the **automatic latching device** immediately secures door (above left). For added security against unlatching, move lever to locked position (above right) and secure with the **Latch Lock**.



**Front End Assembly** is built to take punishment – 8" solid steel noses, vertical supports constructed of 6" structural channel – nothing spared to provide a long-life structure. Sloping front panel provides improved access to hook and protection from roll-off hoist frame.



### MARATHON EQUIPMENT COMPANY


P.O. Box 1798 • Vernon, AL 36592-1798 USA • (205) 695-9105 fax (205) 695-7250 1-800-633-8974  
 130 Hwy. 339 • Yerington, NV 89447 USA • (702) 463-4030 fax (702) 463-4531 1-800-624-5724  
 901 Industrial Park Rd. • Clearfield, PA 16830 USA • (814) 765-0200 fax (814) 765-2072 1-800-922-7062  
 130 Bridgeland Ave. • Unit 210 • Toronto, Ontario • Canada • M6A 1Z4 fax (814) 765-2072 1-814-765-0200  
 Visit our web site: [www.marathon-equipment.com](http://www.marathon-equipment.com)



Pictures in this literature are illustrative only. Specifications are subject to change without notice in order to accommodate improvements to the equipment. Certified in compliance with ANSI Regulation Z245.3 and all OSHA standards. Products must be used with safe practice and in accordance with said regulations and standards.



# Roll-Off Octagon Compaction Containers




**M**arathon's reliable Octagon Compaction Containers offer you more in features and benefits. The contoured end creates a rolling effect as solid waste is compressed into the container, filling all voids. The result: **high density compaction!**

Three sizes are available to meet your compaction requirements: **30, 40, and 43** cubic yard capacities. Each have clean, smooth sides that make them attractive, easy to clean and easy to handle.

**EXTRA** design and manufacturing attention is given to key areas most subject to abuse such as: **hinges**, made of 1/2" thick plate; **hinge pins**, 1-1/2" diameter; **structural channel**, reinforces compactor opening; and **rail ends**, inserted with 1-1/4" thick plate.

*The octagon shape creates a rolling effect as solid waste is compressed into the container which increases compaction density.*



## RJ-40 OCVL Value Line Series Compaction Container

Marathon's economically priced Value Line Series Octagon Compaction Container offers the same features and benefits of the regular line containers but with 11 gauge steel body construction.



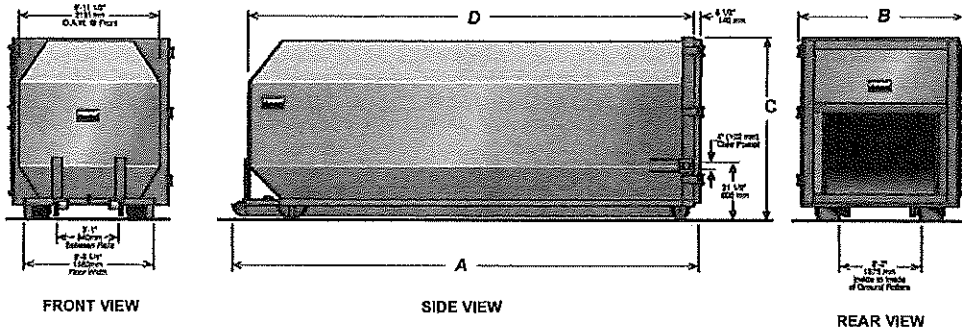

# ROLL-OFF OCTAGON COMPACTION CONTAINERS

## Features & Benefits:

- ▼ Special attention in design and construction given to the floor, front and door, three areas subject to the most abuse, to ensure strength and long life.
- ▼ Floor constructed of 7 gauge steel plate backed with 3" structural steel channel.
- ▼ Container sides constructed of 7 gauge steel plate.
- ▼ 8 5/8" (219mm) diameter ground rollers.
- ▼ Longitudinal sills made of 2" x 6" structural steel tubing.
- ▼ Door reinforced with 3" structural steel channels, deep box sections of 7 gauge plate and 3/4" x 4" bar stock hinges.
- ▼ Hinges, guide rollers and ground rollers equipped with grease fittings for extended life.
- ▼ Understructures available to fit most roll-off hoists.
- ▼ 46 3/8"H x 64" W standard door opening. Other sizes optional.

## Automatic Three Position Door Latch

- ① Unlatched Position
- ② Automatic Latching Position: When door is closed, latch automatically engages door.
- ③ Locked Position: The latch is secured for travel with the "latch lock" feature.



Compatible with Marathon's extensive line of compactors and most competitive models.

### Options:

- ▼ Front Ground Rollers
- ▼ Canvas Door Covers
- ▼ 1/4" Floor

Authorized Distributor:

Model No.	A	B	C	D	Capacity	Max Force Rate	Weight (Approx.)
RJ-43 OC	23'-8 1/2" 7226mm	8'-0" 2438mm	8'-8" 2642mm	22'-5 1/2" 6845mm	43 cy 33m <sup>3</sup>	80,000 lbf 355.8 kN	7200 lb 3266 kg
RJ-40 OC	22'-2" 6756mm	8'-0" 2438mm	8'-8" 2642mm	20'-11" 6375mm	40 cy 31m <sup>3</sup>	80,000 lbf 355.8 kN	6700 lb 3039 kg
RJ-40 OC/VL	22'-2" 6756mm	8'-0" 2438mm	8'-8" 2642mm	20'-11" 6375mm	40 cy 31m <sup>3</sup>	70,000 lbf 311.3 kN	5600 lb 2540 kg
RJ-40 OC/XHD	22'-2" 7010mm	8'-0" 2438mm	8'-8" 2642mm	20'-11" 6375mm	40 cy 31m <sup>3</sup>	120,000 lbf 533.7.3 kN	7900 lb 3583 kg
RJ-30 OC	16'-11 1/2" 5169mm	8'-0" 2438mm	8'-8" 2642mm	15'-5 1/2" 4712mm	30 cy 23m <sup>3</sup>	80,000 lbf 355.8 kN	5500 lb 2495 kg



### MARATHON EQUIPMENT COMPANY

P.O. Box 1798 • Vernon, AL 35592-1798 USA • (205) 695-9105 fax (205) 695-7250 1-800-633-8974  
 130 Hwy. 339 • Yerington, NV 89447 USA • (775) 463-4030 fax (775) 463-4531 1-800-624-5724  
 1102 Industrial Park Rd. • Clearfield, PA 16830 USA • (814) 765-0200 fax (814) 765-2072 1-800-922-7062

Visit our web site: [www.MarathonEquipment.com](http://www.MarathonEquipment.com)

Specifications are subject to change without notice in order to accommodate improvements to the equipment. Pictures in this literature are illustrative only. Products must be used with safe practice and in accordance with said regulations and standards.



# RJ-250 SC

Self-Contained Compactor  
with 15 to 39 Cubic Yard  
Capacity Container



*RJ-250SC with  
optional doghouse  
hopper.*

## RJ-250SC Features

- Great for high liquid waste
- Large 41" x 58" Feed Opening
- 10 HP Submerged Power Unit
- Full Door Seal with "P" Seal
- Bubble Gate with Auto Relatch and Double-Hinge Door
- Qwik Clean® Tank
- CYCON Life-Xtender® Cyclic Control System
- Signature Series Warranty



# WHY MARATHON IS THE PREFERRED CHOICE

Compare a Marathon RJ-250 with any other self-contained compactor on the market, and you'll quickly discover why Marathon is the preferred choice of discriminating buyers.

Components are selected for **longevity and minimum maintenance**, with special attention given to the selection of highly sensitive components. Stress engineering provides the optimum degree of structural integrity. Only the best materials are used. The highest standards of quality are observed in the manufacturing process. That's why you'll find Marathon Compactors "packing trash" long after other makes have failed!

The RJ-250 units are state-of-the-art in roll-off self-contained compactors featuring **oversized feed opening and expanded container storage capacity**. The RJ-250 Compactors are designed to store and transport your waste, prevent contamination of your work and public areas in accordance with public health department requirements, improve working conditions for your employees and reduce disposal costs.

Both the RJ-250SC and RJ-250HT Compactors can be **customized with a variety of loading arrangements** to suit your specific needs. The RJ-250HT is particularly well suited for security chute-fed and dock-fed applications where maneuvering space for the collection vehicle is limited. Unique to the RJ-250HT, the compactor is built into the same door through which the compacted refuse is later emptied. This eliminates the need for the additional space necessary for the time-consuming double "turn-around" maneuver required for conventional self-contained models.

## Specifications:

Charge Box Capacity		
[Mfrs. Rating] .....	1.7 cu yd .....	1.30 m <sup>3</sup>
[WASTEC Rating] .....	1.31 cu yd .....	1.00 m <sup>3</sup>
Clear Top Opening .....	41"L x 58"W .....	1041 mm x 1473 mm

## Performance Characteristics:

Cycle Time .....	33 s .....	33 s
Total Normal Force .....	39,900 lb .....	177 kN
Total Maximum Force .....	49,500 lb .....	220 kN
Normal Ram Face Pressure .....	27.1 psi .....	189 kPa
Maximum Ram Face Pressure .....	33.7 psi .....	235 kPa
Ram Penetration .....	6" .....	152 mm

## Electrical Equipment:

Submerged Power Unit		
Electric Motor 3/60/230-460 .....	10 hp .....	7.5 kW
Electric Control Voltage .....	120 VAC .....	120 VAC
Panel Box Assembly		
UL Rated .....	Key Operated	
All Circuits Fused - 3 Push Button Station/Start/Stop/Reverse		

## Hydraulic Equipment:

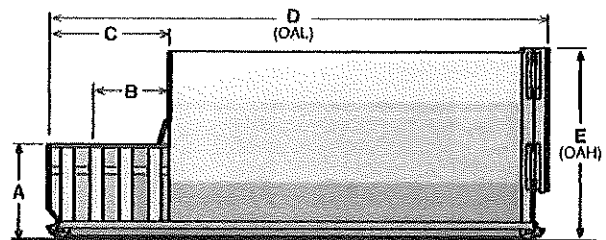
Hydraulic Pump .....	10 gpm .....	38 L/min
Normal Pressure .....	1850 psi .....	128 bar
Maximum Pressure .....	2300 psi .....	159 bar
Hydraulic Cylinders (2) - Bore .....	4" .....	102 mm
- Rod .....	2-1/2" .....	64 mm

## RJ-250SC/RJ-250HT FEATURES:

- Exclusive **41" x 58"** feed opening to handle large, bulky items!
- **Continuous feeding capability** – even while compactor is operating!
- Adaptable to special loading systems such as large capacity hoppers, security chutes or total enclosures.
- Total odor and pest control via Marathon's Ozone Odor Control option
- Easy loading from either ground or dock level.
- Over 24 tons of crushing force to reduce refuse to a fraction of its former size **saving valuable space**.
- Fits into same space as the pace-setting RJ-100SC Ultra! Extra length roll-off hoist is not required!
- Easy and fast installation! Installation costs are cut by half over conventional compaction systems.
- Fire hose connection provided on each unit.
- Factory testing to assure leakproof construction.
- **UL Listed.**
- Also available as **GreenBuilt®** featuring solar or 5 HP high efficiency power units and other environmentally friendly components.



Signature Series Warranty  
Featuring 3 Years Structure  
2 Years Components  
6 Months Labor



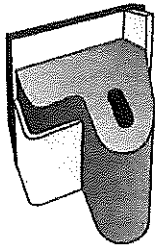

Dimensions not shown: 8'-4-1/8" (2543mm) Overall Width  
Ground Roller Widths: 61 7/8" (1569mm) Inside Rollers  
67 3/8" (1712mm) Roller Centers  
72 7/8" (1851mm) Outside Rollers

RJ-250SC	A	B	C	D**	E	LBS.
15 cu yds	4' - 0" 1219mm	3' - 7-1/4" 1099mm	5' - 7" 1702mm	14' - 3" 4343mm	7' - 5" 2261mm	8,860 4019kg
20 cu yds	4' - 0" 1219mm	3' - 7-1/4" 1099mm	5' - 7" 1702mm	17' - 4" 5283mm	7' - 5" 2261mm	9,620 4318kg
25 cu yds	4' - 0" 1219mm	3' - 7-1/4" 1099mm	5' - 7" 1702mm	17' - 10" 5436mm	8' - 8" 2642mm	10,030 4550kg
30 cu yds	4' - 0" 1219mm	3' - 7-1/4" 1099mm	5' - 7" 1702mm	20' - 5" 6223mm	8' - 8" 2642mm	10,620 4818kg
34 cu yds	4' - 0" 1219mm	3' - 7-1/4" 1099mm	5' - 7" 1702mm	22' - 5" 6833mm	8' - 8" 2642mm	11,130 5049kg
39 cu yds	4' - 0" 1219mm	3' - 7-1/4" 1099mm	5' - 7" 1702mm	24' - 11-1/2" 7607mm	8' - 8" 2642mm	11,790 5348kg
RJ-280HT	A	B	C	D**	E	LBS.
25 cu yds	4' - 1" 1245mm	3' - 7-1/4" 1099mm	5' - 7" 1702mm	20' - 9-1/2" 6337mm	8' - 6" 2591mm	11,104 4173kg
29 cu yds	4' - 1" 1245mm	3' - 7-1/4" 1099mm	5' - 7" 1702mm	23' - 1" 7036mm	8' - 6" 2591mm	11,604 5264kg

\* Overall height with hydraulic tailgate raised: 16'-8". Hoist should be equipped with selector valve (1500 psi minimum) in order to control hydraulic tailgate.

\*\* Other lengths available. Call factory for details.





"P" Seal


The "P" shaped Door Seal is specially

designed for portable compaction/ containers to provide a superior water tight closure. The mounting is engineered for quick and easy installation when replacement is necessary, requiring no field fitting, cutting or welding.


**\*\*Patented Double-Hinge with Bronze Bushing**

Every RJ-250SC is tested for water tightness before leaving the factory. Liquid retention is assured by the incredible **Double-Hinge!** It creates uniform seal compression while eliminating seal "scrubbing" and damage so often encountered with competitive designs. The **Double-Hinge** also saves expensive driver and truck time because only one easy-to-operate ratchet makes it work.

\*\*U.S. Patent #4741455



Superior to mounted power packs, the **Remote Submerged Power Pack** remains free of damage caused by jolting during transit to and from disposal site and problems caused by severe dust conditions found at the landfills. There are no electrical connections to "make" and "break" – two simple-to-use hydraulic quick disconnects couple power unit to packing head. The **Weather Cover** for the Remote Power Pack is standard, as is the **UL and CSA rated Power Box Assembly**.



The optional doghouse offers a totally enclosed charge box with extra large door opening (42"W x 40 5/8"H) and flush lockable latch.


**Marathon's Patented...**

**\*CYCON Cyclic Control System**

**Standard on all RJ-250SC and 250HT Compactors**

- Ⓢ Reliable, solid state circuitry eliminating all pressure and limit switches
- Ⓢ Extended cylinder and hose wear life – guaranteed by CYCON's no-shock cycle control
- Ⓢ Automatic "container full assurance system" – the ram dwells against the load at full pressure resulting in better compaction
- Ⓢ Smoother running, quieter operation
- Ⓢ Advanced hydraulic design allows the system to operate at minimum pressure levels except when actually packing solid waste
- Ⓢ More accurate Advanced Warning or Container Full options
- Ⓢ Dramatically improved cold weather performance

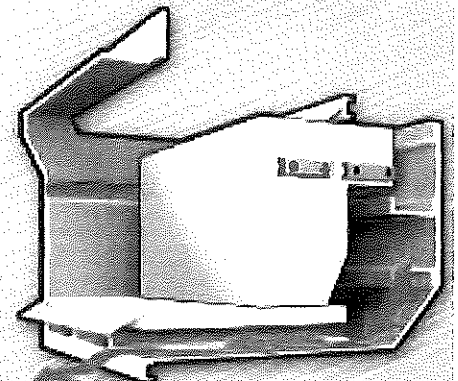

\*U.S. Patent #4860646



**Bubble Gate & Auto Relatch**

The innovative "**Bubble Gate**" adds a full cubic yard to container capacity! Superior compaction ratios result from its special curved shape! These two unique benefits **reduce costs of disposal**.

The ultimate in latch systems, Marathon's "**Auto Relatch**" eliminates the need to hold door while operating the latch ratchet. The design allows operator to use both hands on the ratchet.



The **Qwik Clean® Tank** feature, standard on all RJ-250SC and RJ-250HT Compactor/ Containers, funnels any liquid seepage which can occur during compaction into an enclosed area underneath the charge box floor. The liquid is automatically discharged at the disposal site, in effect flushing the container and the area behind the ram.

The 12" high, 750 gallon capacity **sump area** is designed to provide easier hook access for roll-off drivers.




# RJ-250SC SERIES




Medical centers generally require a high degree of security and sanitation. The RJ-250SC provides both. Waste is safely stored out of reach of scavengers. Sanitary conditions are enhanced even further with the Marathon Ozone Odor Control System which destroys odor-producing bacteria by molecular reaction! At this medical center installation, cardboard is the main material processed for the purpose of recycling with a customized dock application and a 48 gallon cart dumper system installed.



This RJ-250SC, located at a hospital, is fed by a tipper on the dock and a conveyor system. The conveyor directs shredded "red bag" waste from a Marathon medical waste handling system. The self-contained compactor effectively solves spillage and leakage problems associated with conventional stationary compactors and containers.



This major retailer is one of the first to adopt a "green" policy that included compaction equipment. This installation features a GreenBuilt RJ-100 SC with a Solar Power Unit with biodegradable hydraulic fluid and cushioned ground rollers.



Equipped with an integral ground level cart dumper system, this RJ-250SC is ideal for sprawling apartment complexes, shopping centers, parks, resorts and other applications where a centralized disposal system is needed. "Trainable" carts can be located in convenient locations throughout the facility and periodically towed to the compactor.

The compactor ram automatically retracts when cart is being lifted so that the full capacity of charge box is available for trash being dumped. Forks remain in "full dump" position for transit to and from landfill.

## RJ-250SC

RENTAL & LEASING PROGRAMS AVAILABLE

Visit our web site: [MarathonEquipment.com](http://MarathonEquipment.com)

Authorized Distributor:



MARATHON EQUIPMENT COMPANY

P.O. Box 1708 • Vernon, AL 35592-1708 USA • (205) 695-9105 fax (205) 695-7250 1-800-633-8974

130 Hwy. 339 • Yerington, NV 89447 USA • (775) 463-4030 fax (775) 463-4531 1-800-624-5724

1102 Industrial Park Rd. • Clearfield, PA 16830 USA • (814) 765-0200 fax (814) 765-2072 1-800-822-7062

Pictures in this literature are illustrative only. Specifications are subject to change without notice in order to accommodate improvements to the equipment. Certified in compliance with ANSI Regulation Z245.2, all OSHA standards, and certified under WASTEC's Stationary Compactor Certification Program. Products must be used with safe practice and in accordance with said regulations and standards.



MARATHON EQUIPMENT COMPANY

# **RAMJET** **RJ-88 SC & RJ-88 HT Self-Contained Compactor/Containers**

**Available in 15, 20, and 24 Cubic Yard Capacities**

*Ideal for . . .*

Shopping Centers  
Supermarkets  
Restaurants  
Inflight Kitchens  
Nursing Homes  
Hospitals  
Hotels



Choose the RJ-88 Series Compactors for proven assurance in compacting and containing high liquid content wastes in a controlled environment.

Or the

RJ-88 HT with Hydraulic Tailgate Design for applications where maneuvering space for a collection vehicle is limited.

**Totally**



**Listed!**







# RJ-88 Series Self-Contained Compactor/Containers

**M**arathon's self-contained compactor/containers are ideal for waste with high liquid content. Each RJ-88 series model stores liquid and controls insect and odor problems. **Containers are factory tested and certified to be leak free.**


- ▼ The RJ-88 SC and RJ-88 HT can be used with a hopper to double or triple your loading capacity!
- ▼ They are equally easy to load from ground or dock level and can be continuously fed while the unit is cycling!
- ▼ With standard double end pick-up (except HT models), the unit can be loaded for hauling from either end. This is especially useful if installed perpendicular to a dock.



- ▼ The Qwik Clean Tank® with the exclusive Trash Check™ feature, funnels any liquid seepage during compaction into an enclosed area underneath the charge box floor. The liquid is automatically discharged at the disposal site, in effect flushing the container and the area behind the ram.
- ▼ The 12" high, 650 gallon capacity sump area is designed to provide easier hook access for the roll-off driver and will not interfere with the dumping process.






- ▼ Grease fittings are provided on hinges, guide rollers and ground rollers.




- ▼ Marathon's **Remote Power Pack**, separate from the compactor/container, remains free of damage caused during hauling to and from disposal sites and free of problems caused by landfill dust. There are no electrical connections to "make" or "break"-- two, simple-to-use, hydraulic quick disconnects couple power unit to packing head. **Weather Cover** and the **UL & CSA Rated Panel Box Assembly** are standard equipment.



*Cuts installation costs by half  
over conventional compaction systems!*

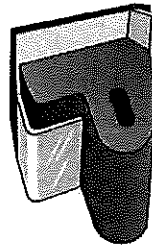


Patented  
***Cyclic  
Control  
System***



***CYCON's Unique Features:***

- ▼ Reliable, solid state circuitry eliminates all pressure and limit switches.
- ▼ Extends wear life of cylinder and hoses – guaranteed by CYCON's no-shock cycle control.
- ▼ Automatic "Container Full Assurance System": ram dwells against the load at full pressure resulting in better compaction.
- ▼ Smoother running, quieter operation.
- ▼ Advanced hydraulic design allows the system to operate at minimum pressure levels except when actually packing solid waste.
- ▼ CYCON assures more accurate Advanced Warning or Container Full options.
- ▼ Dramatically improves cold weather performance.



- ▼ Marathon's exclusive "P" shaped Door Seal is specially designed for portable compaction/containers to provide a superior water tight closure. The mounting is engineered for quick and easy seal installation when replacement is necessary, requiring no field fitting, cutting or welding.

- ▼ The Double-Hinge assures liquid retention by actuating uniform seal compression without seal "scrubbing" and damage.

- ▼ Marathon's "Bubble Gate" curved door design adds a full cubic yard to container capacity and provides superior compaction ratios which reduces disposal costs.
- ▼ The Auto Re-latch engages the door and eliminates the need to hold the door while operating the latch ratchet. This design allows the operator to use both hands on the ratchet. One easy-to-operate ratchet saves expensive driver and truck time.

***RJ-88 HT: with Hydraulic Tailgate Design***

- ▼ Equipped with hydraulic tailgate, the RJ-88 HT is particularly well suited for security chute-fed and dock-fed applications where maneuvering space for a collection vehicle is limited. The compactor is built into the same door through which the compacted refuse is later emptied, eliminating the need for the additional space for the time-consuming double "turn-around" maneuver required for conventional self-contained models.

**Specifications:**

Charge Box Capacity  
 [Mfrs. Rating].....1.0 cy ..... .76 m<sup>3</sup>  
 [WASTEC Rating] .....0.70 cy ..... .54 m<sup>3</sup>  
 Clear Top Opening.....30.5" L X 48" W...775mm x 1219mm

**Performance Characteristics:**

Cycle Time.....44 sec.....44 sec  
 Total Normal Force.....36,600 lb.....162 kN  
 Total Maximum Force.....43,100 lb.....192 kN  
 Normal Ram  
 Face Pressure .....34.7 psi .....239 kPa  
 Maximum Ram  
 Face Pressure .....40.8 psi .....281 kPa  
 Ram Penetration.....6".....152 mm



**Electrical Equipment:**

Electric Motor  
 3/60/230-460.....5 hp .....3.7 kW  
 Electric Control Voltage .....120 VAC .....120 VAC  
 Panel Box Assembly.....UL Listed  
 All Circuits Fused.....Key Operated  
 3 Push Button Station.....Start/Stop/Reverse

**Hydraulic Equipment:**

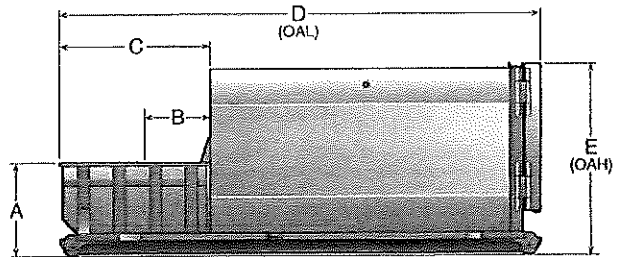
Hydraulic Pump.....6 gpm.....23 L/min  
 Normal Pressure .....1700 psi .....117 bar  
 Maximum Pressure .....2000 psi .....138 bar  
 Hydraulic Cylinder (2) Bore .....4".....102 mm  
 Hydraulic Cylinder Rod.....2.5".....64 mm

The RJ-88 ► Series is excellent for restaurant and fast food applications. They normally fit easily in waste corrals for an attractive and convenient installation at minimum installation cost.




# RAMJET

## RJ-88 Series



CU YDS	A*	B	C	D	E	Weight
<b>RJ-88 SC</b>						
15	43" 1092mm	30 1/2" 777mm	70" 1778mm	187" 4750mm	89" 2261mm	7200 lbs. 3265 kg.
20	43" 1092mm	30 1/2" 777mm	70" 1778mm	222" 5639mm	89" 2261mm	7600 lbs. 3447 kg.
24	43" 1092mm	30 1/2" 777mm	70" 1778mm	256" 6502mm	89" 2261mm	8000 lbs. 3628 kg.
<b>RJ-88 HT</b>						
16	44" 1118mm	30 1/2" 777mm	70" 1778mm	216" 5486mm	94" 2388mm	7700 lbs. 3493 kg.
20	44" 1118mm	30 1/2" 777mm	70" 1778mm	250" 6350mm	94" 2388mm	8100 lbs. 3674 kg.

\* With Door-end Pick-up, increase 1". With Splash Pan, increase 4".



▲ Marathon's RJ-88 Series Compactor/Containers can be fitted with a variety of options as seen on this 20 cubic yard RJ-88 SC located at a college cafeteria. The photo above shows an optional doghouse, which provides a totally enclosed charge box for added security.

◀ This unit, located at a large Western Supermarket, is fitted with both a feed chute for security and convenience and an optional superior hookup. The RJ-88 HT suits a number of applications from convenience stores to large malls and supermarkets. The hydraulic tailgate allows the RJ-88 to be emptied from the feed end, eliminating costly turnaround time.

Authorized Distributor:



MARATHON EQUIPMENT COMPANY

P.O. Box 1798 • Vernon, AL 35592-1798 USA • (205) 695-9105 fax (205) 695-7250 1-800-633-8974  
 130 Hwy. 339 • Yerington, NV 89447 USA • (775) 463-4030 fax (775) 463-4531 1-800-624-5724  
 901 Industrial Park Rd. • Clearfield, PA 16830 USA • (814) 765-0200 fax (814) 765-2072 1-800-922-7062  
 130 Bridgeland Ave. • Unit 210 • Toronto, Ontario • Canada • M6A 1Z4 fax (814) 765-2072 1-814-765-0200  
 Visit our web site: [www.marathon-equipment.com](http://www.marathon-equipment.com)



Specifications are subject to change without notice in order to accommodate improvements to the equipment. Pictures in this literature are illustrative only. Certified in compliance with ANSI Regulation Z245.2 and all OSHA standards. Products must be used with safe practice and in accordance with said regulations and standards.